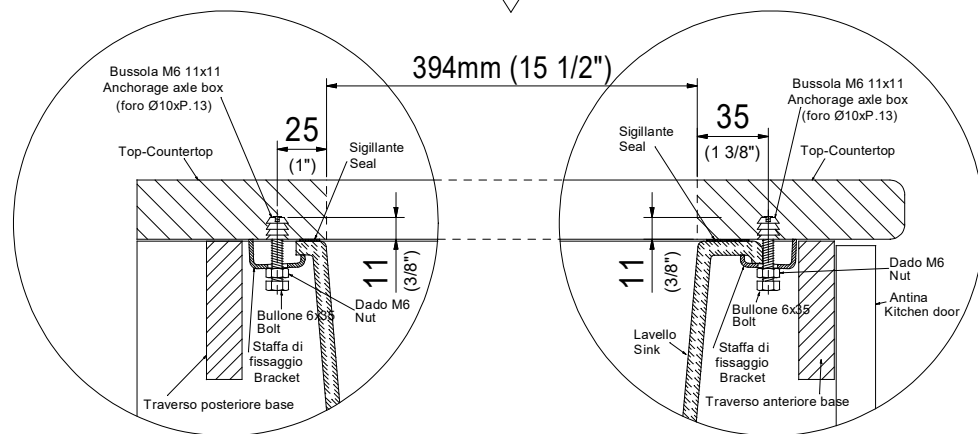
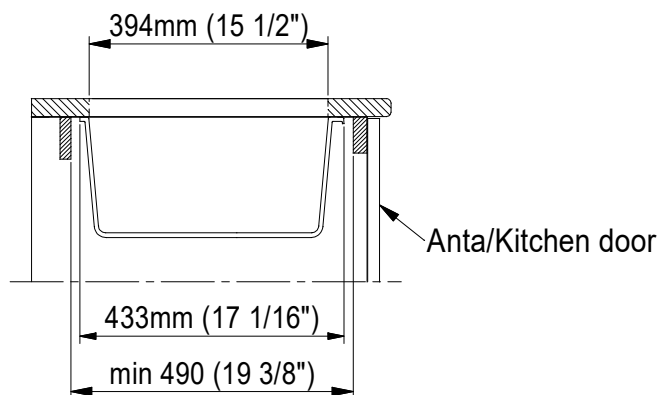


Fissaggio Lavello SottoTop Modello codice "ON6910ST" Under-mount installation Model code "ON6910ST"

SEZIONE TRASVERSALE - SIDE SECTION VIEW



PARTICOLARE SEZIONE TRASVERSALE SIDESECTION VIEW DETAILS

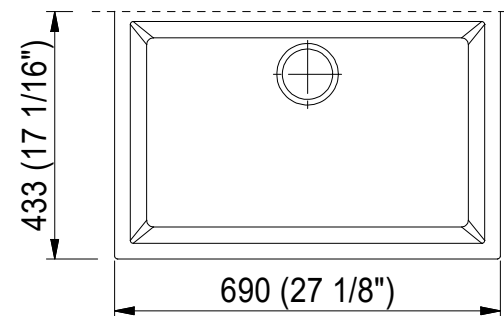
Fissare il bordo posteriore al top con tre staffette in dotazione ed i bulloni 6x35

Fasten 3 mounting brackets with the 6x35 bolts

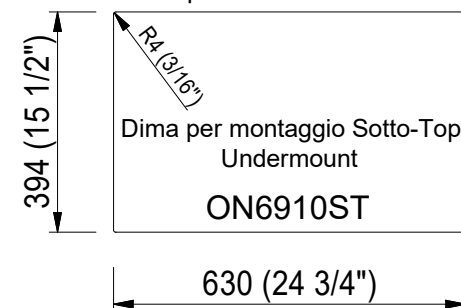
Fissare il bordo anteriore al top con tre staffette in dotazione ed i bulloni 6x35

Fasten 3 mounting brackets with the 6x35 bolts

FISSAGGIO SOTTO-TOP CON STAFFETTE E BULLONI (Vedi Part. A) UNDER-MOUNT WITH MOUNTING BRACKETS AND BOLTS (Part. A)



Foro su top L.630 x P.394 mm
Countertop hole W.24 3/4" H.15 1/2"



Ferramenta per fissaggio SottoTop Under-mounting hardware

6 x

Bussola M6 11x11
Anchorage axle box M6 11x11

6 x

Staffetta sotto/top
Under-mount bracket

6 x

Bullone 6x35
Bolt 6x35

6 x

Dado M6
Nut M6